

READINGTON TOWNSHIP BOARD OF EDUCATION  
MONTH BY MONTH TWO YEAR ENROLLMENT COMPARISONS  
2013-14 TO 2014-15

Report for the Month of  
# of Months

|       |
|-------|
| March |
| 7     |

|              | Sep-13      | Sep-14      | Diff       | Oct-13      | Oct-14      | Diff       | Nov-13      | Nov-14      | Diff       | Dec-13      | Dec-14      | Diff       | Jan-14      | Jan-15      | Diff       |
|--------------|-------------|-------------|------------|-------------|-------------|------------|-------------|-------------|------------|-------------|-------------|------------|-------------|-------------|------------|
| HBS          | 405         | 378         | -27        | 406         | 378         | -28        | 405         | 378         | -27        | 407         | 378         | -29        | 409         | 377         | -32        |
| RMS          | 711         | 687         | -24        | 708         | 689         | -19        | 708         | 691         | -17        | 707         | 691         | -16        | 705         | 688         | -17        |
| TBS          | 316         | 331         | 15         | 319         | 333         | 14         | 322         | 336         | 14         | 325         | 338         | 13         | 327         | 340         | 13         |
| WHS          | 344         | 352         | 8          | 342         | 352         | 10         | 339         | 354         | 15         | 341         | 355         | 14         | 339         | 350         | 11         |
| Out of Dist  | 8           | 8           | 0          | 8           | 8           | 0          | 8           | 8           | 0          | 9           | 8           | -1         | 9           | 8           | -1         |
| <b>Total</b> | <b>1784</b> | <b>1756</b> | <b>-28</b> | <b>1783</b> | <b>1760</b> | <b>-23</b> | <b>1782</b> | <b>1767</b> | <b>-15</b> | <b>1789</b> | <b>1770</b> | <b>-19</b> | <b>1789</b> | <b>1763</b> | <b>-26</b> |

|              | Feb-14      | Feb-15      | Diff       | Mar-14      | Mar-15      | Diff       | Apr-14      | Apr-15   | Diff         | May-14      | May-15   | Diff         | Jun-14      | Jun-15   | Diff         |
|--------------|-------------|-------------|------------|-------------|-------------|------------|-------------|----------|--------------|-------------|----------|--------------|-------------|----------|--------------|
| HBS          | 409         | 378         | -31        | 410         | 378         | -32        | 410         |          | -410         | 408         |          | -408         | 408         |          | -408         |
| RMS          | 706         | 687         | -19        | 704         | 687         | -17        | 704         |          | -704         | 705         |          | -705         | 705         |          | -705         |
| TBS          | 326         | 341         | 15         | 327         | 341         | 14         | 329         |          | -329         | 328         |          | -328         | 329         |          | -329         |
| WHS          | 339         | 352         | 13         | 339         | 351         | 12         | 339         |          | -339         | 338         |          | -338         | 338         |          | -338         |
| Out of Dist  | 9           | 8           | -1         | 9           | 8           | -1         | 9           |          | -9           | 9           |          | -9           | 9           |          | -9           |
| <b>Total</b> | <b>1789</b> | <b>1766</b> | <b>-23</b> | <b>1789</b> | <b>1765</b> | <b>-24</b> | <b>1791</b> | <b>0</b> | <b>-1791</b> | <b>1788</b> | <b>0</b> | <b>-1788</b> | <b>1789</b> | <b>0</b> | <b>-1789</b> |

|              | 2013-14       | 2014-15          | Diff             | % Change   |
|--------------|---------------|------------------|------------------|------------|
| HBS          | 407.7         | 377.85714        | -29.84286        | -7%        |
| RMS          | 706.3         | 688.57143        | -17.72857        | -3%        |
| TBS          | 324.8         | 337.14286        | 12.34286         | 4%         |
| WHS          | 339.8         | 352.28571        | 12.48571         | 4%         |
| Out of Dist  | 8.7           | 8                | -0.7             | -8%        |
| <b>Total</b> | <b>1787.3</b> | <b>1763.8571</b> | <b>-23.44286</b> | <b>-1%</b> |

# ENROLLMENT REPORT

SCHOOL

☐ Readington  
☐ Whitehouse  
☐ Three Bridges  
☒ **Holland Brook**

Month/Year: 3/31/15

|                        | Readington<br>Middle School | Three<br>Bridges | Whitehouse | Holland<br>Brook    |
|------------------------|-----------------------------|------------------|------------|---------------------|
| <i>Preschool</i>       |                             |                  |            |                     |
| <i>Kindergarten</i>    |                             |                  |            |                     |
| <i>Grade 1</i>         |                             |                  |            |                     |
| <i>Grade 2</i>         |                             |                  |            |                     |
| <i>Grade 3</i>         |                             |                  |            |                     |
| <i>Grade 4</i>         |                             |                  |            | 177 (1)             |
| <i>Grade 5</i>         |                             |                  |            | 201 (2)             |
| <i>Grade 6</i>         |                             |                  |            |                     |
| <i>Grade 7</i>         |                             |                  |            |                     |
| <i>Grade 8</i>         |                             |                  |            |                     |
| <i>LLD</i>             |                             |                  |            | 3                   |
| <i>Autism Program</i>  |                             |                  |            | 0                   |
| <i>PSD</i>             |                             |                  |            | NA                  |
| <b>TOTAL</b>           |                             |                  |            | <b>378</b>          |
| <i>Out of District</i> |                             |                  |            | 3 (2-Gr 5 & 1-Gr 4) |

## FIRE DRILLS:

Date: 3/16/2015      Time: 1:18 AM      Length: 1 min 21 sec      Condition: 46°, fair

## SECURITY DRILLS:

Date: 3/27/2015      Time: 11:45 AM      Length: 5 minutes      Type: Lockdown

## IN-SCHOOL SUSPENSIONS:

Date:      Student ID:      Reason:  
 NA

## OUT-OF-SCHOOL SUSPENSIONS:

Date:      Student ID:      Reason:

## BUS SUSPENSIONS:

Date:      Student ID:      Reason:  
 NA


## UNEXCUSED ABSENCES:

# of Students with Unexcused Absences Counting Toward Truancy: \_\_\_\_\_ # of Absences: \_\_\_\_\_

  
 Principal's Signature

# ENROLLMENT REPORT

RECEIVED 100 06 2015

|  |                                       |   |               |                  |
|--|---------------------------------------|---|---------------|------------------|
| SCHOOL   | <input checked="" type="checkbox"/> X | Readington  | Month/Year:   | Mar-15           |
|  |                                       | Whitehouse  |               |                  |
|  |                                       | Three Bridges   |               |                  |
|  |                                       | Holland Brook   |               |                  |
|  |                                       |   |               |                  |
|  | Readington<br>Middle School           | Three<br>Bridges  | Whitehouse    | Holland<br>Brook |
| Preschool  |                                       |   |               |                  |
| Kindergarten   |                                       |   |               |                  |
| Grade 1  |                                       |   |               |                  |
| Grade 2  |                                       |   |               |                  |
| Grade 3  |                                       |   |               |                  |
| Grade 4  |                                       |   |               |                  |
| Grade 5  |                                       |   |               |                  |
| Grade 6  | 215 (2)                               |   |               |                  |
| Grade 7  | 224 (5)                               |   |               |                  |
|  | (1 housed @ HBS)                      |   |               |                  |
| Grade 8  | 248 (5)                               |   |               |                  |
| LLD  | 6                                     |   |               |                  |
| Autism Program   | 6                                     |   |               |                  |
| PSD  | 0                                     |   |               |                  |
| <b>TOTAL</b>   | 687                                   |   |               |                  |
|  |                                       |   |               |                  |
| Out of District  | 1                                     |   |               |                  |
| <b>FIRE DRILLS:</b>  |                                       |   |               |                  |
| Date:  | Time:                                 | Length:   | Condition:    |                  |
| 3/17   | 1:45                                  | 3 min-snow on ground  | sunny & cold  |                  |
| <b>SECURITY DRILLS:</b>  |                                       |   |               |                  |
| Date:  | Time:                                 | Length:   | Type:         |                  |
| 3/26   | 11:07                                 | 10 min.   | Lockout Drill |                  |
| <b>IN-SCHOOL SUSPENSIONS:</b>                                  |                                       |   |               |                  |
| Date:  | Student ID:                           | Reason:   |               |                  |
| 3-6 (1/2day)   | 701666                                | instigating a food fight and got physical   |               |                  |
| 3/10 (1/2 day)   | 370239                                | kicked another student  |               |                  |
| 3/16   | 701854                                | physical altercation  |               |                  |
| 3-23, 24,25  | 60106                                 | physically assaulting   |               |                  |
| 3/26   | 601571                                | threatening to push another student & then doing so                                 |               |                  |
| 3-24 & 25  | 60102                                 | pushing a student into the wall repeatedly in hallway                               |               |                  |
| 3/25   | 443019                                | participated in physically assaulting another student                               |               |                  |
| 3/25 & 3/26  | 633819                                | physically assaulting another student (punched arm)                                 |               |                  |
| <b>OUT-OF-SCHOOL SUSPENSIONS:</b>                              |                                       |   |               |                  |
| Date:  | Student ID:                           | Reason:   |               |                  |
| 3-2 to 3-5-15  | 370239                                | put a needle in a roll & gave it to another student                                 |               |                  |
| <b>BUS SUSPENSIONS:</b>  |                                       |   |               |                  |
| Date:  | Student ID:                           | Reason:   |               |                  |
| none   |                                       |   |               |                  |
| <b>UNEXCUSED ABSENCES:</b>                                     |                                       |   |               |                  |
| # of Students with Unexcused Absences Counting Toward Truancy: | 0                                     | # of Absences:  | 0             |                  |
|  |                                       |   |               |                  |
|  |                                       |  |               |                  |
|  |                                       | Principal's Signature   |               |                  |

## ENROLLMENT REPORT

SCHOOL

☐ Readington  
☐ Whitehouse  
☒ Three Bridges  
☐ Holland Brook

Month/Year: Mar.2015

|                        | Readington<br>Middle School | Three<br>Bridges | Whitehouse | Holland<br>Brook |
|------------------------|-----------------------------|------------------|------------|------------------|
| <i>Preschool</i>       |                             | 42 (26)          |            |                  |
| <i>Kindergarten</i>    |                             | 63               |            |                  |
| <i>Grade 1</i>         |                             | 68               |            |                  |
| <i>Grade 2</i>         |                             | 73               |            |                  |
| <i>Grade 3</i>         |                             | 95               |            |                  |
| <i>Grade 4</i>         |                             |                  |            |                  |
| <i>Grade 5</i>         |                             |                  |            |                  |
| <i>Grade 6</i>         |                             |                  |            |                  |
| <i>Grade 7</i>         |                             |                  |            |                  |
| <i>Grade 8</i>         |                             |                  |            |                  |
| <i>LLD</i>             |                             |                  |            |                  |
| <i>Autism Program</i>  |                             |                  |            |                  |
| <i>PSD</i>             |                             | 26               |            |                  |
| <b>TOTAL</b>           |                             | 341              |            |                  |
|                        |                             |                  |            |                  |
| <i>Out of District</i> |                             | 2                |            |                  |

**FIRE DRILLS:**

Date: 3/24/2015      Time: 10:30am      Length: 2 min.      Condition: Partly Cloudy 34degrees

**SECURITY DRILLS:**

Date: 3/26/2015      Time: 9:41am      Length: 2min. 30sec      Type: Evacuation w/PA

**IN-SCHOOL SUSPENSIONS:**

Date:      Student ID:      Reason:

**OUT-OF-SCHOOL SUSPENSIONS:**


Date:      Student ID:      Reason:

**BUS SUSPENSIONS:**

Date:      Student ID:      Reason:

**UNEXCUSED ABSENCES:**

# of Students with Unexcused Absences Counting Toward Truancy: \_\_\_\_\_ # of Absences: \_\_\_\_\_

  
 \_\_\_\_\_  
 Principal's Signature

## ENROLLMENT REPORT

SCHOOL

☐ Readington  
☒ Whitehouse  
☐ Three Bridges  
☐ Holland Brook

Month/Year: March 2015

|                        | Readington<br>Middle School | Three<br>Bridges | Whitehouse | Holland<br>Brook |
|------------------------|-----------------------------|------------------|------------|------------------|
| <i>Preschool</i>       |                             |                  |            |                  |
| <i>Kindergarten</i>    |                             |                  | 86 (4)     |                  |
| <i>Grade 1</i>         |                             |                  | 86 (3)     |                  |
| <i>Grade 2</i>         |                             |                  | 85 (1)     |                  |
| <i>Grade 3</i>         |                             |                  | 94 (4)     |                  |
| <i>Grade 4</i>         |                             |                  |            |                  |
| <i>Grade 5</i>         |                             |                  |            |                  |
| <i>Grade 6</i>         |                             |                  |            |                  |
| <i>Grade 7</i>         |                             |                  |            |                  |
| <i>Grade 8</i>         |                             |                  |            |                  |
| <i>LLD</i>             |                             |                  | 7          |                  |
| <i>Autism Program</i>  |                             |                  | 5          |                  |
| <i>PSD</i>             |                             |                  |            |                  |
| <b>TOTAL</b>           |                             |                  | 351        |                  |
|                        |                             |                  |            |                  |
| <i>Out of District</i> |                             |                  | 2          |                  |

**FIRE DRILLS:**

Date: 3/23/2015      Time: 1:05p.m.      Length: 1 minute 54 seconds      Condition: Cold & Sunny

**SECURITY DRILLS:**

Date: 3/27/2015      Time: 10:15a.m.      Length: 4 minutes      Type: Lockout via Loudspeaker

**IN-SCHOOL SUSPENSIONS:**

Date:      Student ID:      Reason:

**OUT-OF-SCHOOL SUSPENSIONS:**


Date:      Student ID:      Reason:

**BUS SUSPENSIONS:**

Date:      Student ID:      Reason:

**UNEXCUSED ABSENCES:**

# of Students with Unexcused Absences Counting Toward Truancy: \_\_\_\_\_ # of Absences: \_\_\_\_\_

  
 Principal's Signature

ENROLLMENT  
2014-2015  
OUT OF DISTRICT ATTENDANCE

As of March 31, 2015

|               | OUT OF DISTRICT |
|---------------|-----------------|
|               |                 |
| Kindergarten  | 1               |
| Grade 1       |                 |
| Grade 2       | 2               |
| Grade 3       |                 |
| Grade 4       | 1               |
| Grade 5       | 2               |
| Grade 6       |                 |
| Grade 7       |                 |
| Grade 8       | 1               |
| Pre-School    | 1               |
|               |                 |
|               |                 |
| <b>TOTAL:</b> | 8               |
|               |                 |
|               |                 |
|               |                 |



Karen Tucker  
Director of Pupil Services Signature

Date: April 6, 2015