

READINGTON TOWNSHIP BOARD OF EDUCATION
 MONTH BY MONTH TWO YEAR ENROLLMENT COMPARISONS
 2023-2024 TO 2024-2025

Report for the Month of
 # of Months

Feb
6

	Sep-23	Sep-24	Diff	Oct-23	Oct-24	Diff	Nov-23	Nov-24	Diff	Dec-23	Dec-24	Diff	Jan-24	Jan-25	Diff
HBS	306	312	6	307	312	5	307	311	4	306	311	5	305	312	7
RMS	487	466	-21	487	465	-22	488	463	-25	488	463	-25	489	465	-24
TBS	293	294	1	295	294	-1	295	294	-1	296	291	-5	286	296	10
WHS	312	331	19	313	331	18	313	331	18	313	332	19	343	334	-9
Out of Dist	5	6	1	7	7	0	7	7	0	7	9	2	5	9	4
Total	1403	1409	6	1409	1409	0	1410	1406	-4	1410	1406	-4	1428	1416	-12

	Feb-24	Feb-25	Diff	Mar-24	Mar-25	Diff	Apr-24	Apr-25	Diff	May-24	May-25	Diff	Jun-24	Jun-25	Diff
HBS	306	312	6	306	0	-306	307	0	-307	307	0	-307	307	0	-307
RMS	490	465	-25	490	0	-490	494	0	-494	493	0	-493	493	0	-493
TBS	287	296	9	287	0	-287	288	0	-288	289	0	-289	289	0	-289
WHS	344	336	-8	347	0	-347	347	0	-347	348	0	-348	348	0	-348
Out of Dist	5	9	4	5	0	-5	5	0	-5	5	0	-5	5	0	-5
Total	1432	1418	-14	1435	0	-1435	1441	0	-1441	1442	0	-1442	1442	0	-1442

	2023-2024	2024-2025	Diff	% Change
HBS	306.4	311.7	5.3	2%
RMS	489.9	464.5	-25.4	-5%
TBS	290.5	294.2	3.7	1%
WHS	332.8	332.5	-0.3	0%
Out of Dist	5.6	7.8	2.2	40%
Total	1425.2	1410.7	-14.5	-1%

	Sep-24	Oct-24	Nov-24	Dec-24	Jan-25	Feb-25	Mar-24	Apr-24	May-25	Jun-25
BP	42	42	42	42	43	43	0	0	0	0
SLC	28	28	28	28	29	29	0	0	0	0
WHPrep	60	60	60	60	58	59	0	0	0	0
GP	27	27	27	27	30	30	0	0	0	0
Total	157	157	157	157	160	161	0	0	0	0

SCHOOL

- Readington
- Whitehouse
- Three Bridges
- Holland Brook

Month/Year: February 2025

	Readington	Three	Whitehouse	Holland
	Middle School	Bridges		Brook
<i>Preschool</i>				
<i>Kindergarten</i>				
<i>Grade 1</i>				
<i>Grade 2</i>				
<i>Grade 3</i>				
<i>Grade 4</i>				163
<i>Grade 5</i>				149
<i>Grade 6</i>				
<i>Grade 7</i>				
<i>Grade 8</i>				
TOTAL				312
<i>Autism Program</i>				3
<i>PSD</i>				N/A
LLD				4
Homeschooled				0
<i>Out of District</i>				1

FIRE DRILLS:

Date: 2/24/2025 **Time:** 1:53 PM **Length:** 6 minutes **Condition:** Sunny, cool

SECURITY DRILLS:

Date: 2/27/2025 **Time:** 12:47 PM **Length:** 5 minutes **Type:** Lockdown Drill

IN-SCHOOL SUSPENSIONS:

Date: N/A **Student ID:** **Reason:**

OUT-OF-SCHOOL SUSPENSIONS:

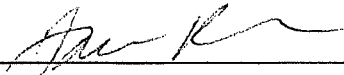
Date: 2/28/2025 **Student ID:** 547833 **Reason:** Inappropriate comments

BUS SUSPENSIONS:

Date: N/A **Student ID:** **Reason:**


UNEXCUSED ABSENCES:

of Students with Unexcused Absences Counting Toward Truancy: 0 # of Absences: 0



Principal's Signature

ENROLLMENT REPORT

SCHOOL	X	Readington	Month/Year: January-25
	_____	Whitehouse	
	_____	Three Bridges	
	_____	Holland Brook	
	Readington Middle School	Three Bridges	Whitehouse Holland Brook
<i>Preschool</i>			
<i>Kindergarten</i>			
<i>Grade 1</i>			
<i>Grade 2</i>			
<i>Grade 3</i>			
<i>Grade 4</i>			
<i>Grade 5</i>			
<i>Grade 6</i>	158		
<i>Grade 7</i>	159		
<i>Grade 8</i>	148		
<i>LLD</i>			
<i>Autism Program</i>			
<i>PSD</i>			
TOTAL	465		
<i>Out of District</i>	3		
FIRE DRILLS:			
Date:	Time:	Length:	Condition:
2/24	10:04	4 min.	sunny
SECURITY DRILLS:			
Date:	Time:	Length:	Type:
2/13	7:47	6 min.	Hold in place
IN-SCHOOL SUSPENSIONS:			
Date:	Student ID:	Reason:	
2/4	860831	Vandalism	
2/4	965630	Vandalism	
2/11	503030	Watching group intimidation	
2/11	219329	Watching group intimidation	
2/11	326929	Watching group intimidation	
2/27 & 28	887432	Disrespecting a teacher	
OUT-OF-SCHOOL SUSPENSIONS:			
Date:	Student ID:	Reason:	
2/10 & 2/11	291930	Physical Altercation	
2/12, 13, 14	511630	Physical Altercation	
BUS Evacuation:			
Date:		Length:	
None			
BUS SUSPENSIONS:			
Date:	Student ID:	Reason:	
NONE			
# of Students with Unexcused Absences Counting Toward Truancy: <u> 0 </u> # of Absences: <u> 0 </u>			
			
		Principal's Signature	

Enrollment Report


Three Bridges School

SCHOOL	_____	Readington	Month/Year:	February 2025
		Whitehouse		
	X	Three Bridges		
		Holland Brook		
	Readington	Three		Holland
	Middle School	Bridges	Whitehouse	Brook
<i>Preschool</i>		25		
<i>Kindergarten</i>		73		
<i>Grade 1</i>		66		
<i>Grade 2</i>		56		
<i>Grade 3</i>		66		
<i>Grade 4</i>				
<i>Grade 5</i>				
<i>Grade 6</i>				
<i>Grade 7</i>				
<i>Grade 8</i>				
<i>LLD</i>		4		
<i>Autism Program</i>				
<i>PSD</i>				
<i>ERI Classroom</i>		6		
TOTAL		296		
<i>Out of District</i>		1		

FIRE DRILLS:			
Date:	Time:	Length:	Condition:
2/25/2025	2:23 PM	4 MIN	57 degrees
SECURITY DRILLS:			
Date:	Time:	Length:	Type:
2/28/0225	2:35 PM	8 MIN	Lockdown

IN-SCHOOL SUSPENSIONS:		
Date:	Student ID:	Reason:
OUT-OF-SCHOOL SUSPENSIONS:		
Date:	Student ID:	Reason:
BUS SUSPENSIONS:		
Date:	Student ID:	Reason:

INEXCUSED ABSENCES:	
# of Students with Unexcused Absences Counting Toward Truancy:	# of Absences:



Principal's Signature

NOTES:

ENROLLMENT REPORT

SCHOOL

Readington
 Whitehouse
 Three Bridges
 Holland Brook

Month/Year: February 2025

	Readington Middle School	Three Bridges	Whitehouse	Holland Brook
<i>Preschool</i>			26	
<i>Kindergarten</i>			76 (2 - 0)	
<i>Grade 1</i>			73 (0 - 3)	
<i>Grade 2</i>			77 (3 - 0)	
<i>Grade 3</i>			84 (0 - 4)	
<i>Grade 4</i>				
<i>Grade 5</i>				
<i>Grade 6</i>				
<i>Grade 7</i>				
<i>Grade 8</i>				
<i>LLD</i>			7	
<i>Autism Program</i>			5	
<i>PSD</i>				
TOTAL			336	
<i>Out of District</i>			1	

FIRE DRILLS:

Date: 2/26/2025 Time: 9:52 a.m. Length: 1 minute 48 seconds Condition: cool & sunny

SECURITY DRILLS:

Date: 2/18/2025 Time: 1:12 p.m. Length: 2 minutes Type: Bomb Threat

IN-SCHOOL SUSPENSIONS:

Date: Student ID: Reason:

BUS EVACUATION DRILLS:

Date: Time:

OUT-OF-SCHOOL SUSPENSIONS:

Date: Student ID: Reason:

BUS SUSPENSIONS:

Date: Student ID: Reason:

UNEXCUSED ABSENCES:

of Students with Unexcused Absences Counting Toward Truancy: _____ # of Absences: _____


Ann J. De Rosa

Principal's Signature

February Enrollment
2024-2025
OUT OF DISTRICT ATTENDANCE

As of February 28, 2025

GRADE	OUT OF DISTRICT
Kindergarten	
Grade 1	1
Grade 2	
Grade 3	2
Grade 4	1*
Grade 5	1
Grade 6	1
Grade 7	1
Grade 8	2*
Pre-School	
TOTAL:	9
*Somerset County Educational Services (8)	1
*SEARCH Day Program (8)	1
*Thomas Edison Energy Smart Charter School (4)	1




Staci Beegle
Director of Pupil Services

Date: February 28, 2025

February Enrollment
2024-2025
PRESCHOOL ATTENDANCE

As of February 28, 2025

Location	Students
Berry Patch	43
Stanton Learning Center	29
Whitehouse Prep	59
Global Pioneer Academy	30
TOTAL:	161



Staci Beegle
Director of Pupil Services

Date: February 28, 2025