

READINGTON TOWNSHIP BOARD OF EDUCATION
MONTH BY MONTH TWO YEAR ENROLLMENT COMPARISONS
2023-2024 TO 2024-2025

Report for the Month of
of Months

Apr
8

| | Sep-23 | Sep-24 | Diff | Oct-23 | Oct-24 | Diff | Nov-23 | Nov-24 | Diff | Dec-23 | Dec-24 | Diff | Jan-24 | Jan-25 | Diff |
|--------------|-------------|-------------|----------|-------------|-------------|----------|-------------|-------------|-----------|-------------|-------------|-----------|-------------|-------------|------------|
| HBS | 306 | 312 | 6 | 307 | 312 | 5 | 307 | 311 | 4 | 306 | 311 | 5 | 305 | 312 | 7 |
| RMS | 487 | 466 | -21 | 487 | 465 | -22 | 488 | 463 | -25 | 488 | 463 | -25 | 489 | 465 | -24 |
| TBS | 293 | 294 | 1 | 295 | 294 | -1 | 295 | 294 | -1 | 296 | 291 | -5 | 286 | 296 | 10 |
| WHS | 312 | 331 | 19 | 313 | 331 | 18 | 313 | 331 | 18 | 313 | 332 | 19 | 343 | 334 | -9 |
| Out of Dist | 5 | 6 | 1 | 7 | 7 | 0 | 7 | 7 | 0 | 7 | 9 | 2 | 5 | 9 | 4 |
| Total | 1403 | 1409 | 6 | 1409 | 1409 | 0 | 1410 | 1406 | -4 | 1410 | 1406 | -4 | 1428 | 1416 | -12 |

| | Feb-24 | Feb-25 | Diff | Mar-24 | Mar-25 | Diff | Apr-24 | Apr-25 | Diff | May-24 | May-25 | Diff | Jun-24 | Jun-25 | Diff |
|--------------|-------------|-------------|------------|-------------|-------------|------------|-------------|-------------|------------|-------------|----------|--------------|-------------|----------|--------------|
| HBS | 306 | 312 | 6 | 306 | 311 | 5 | 307 | 310 | 3 | 307 | 0 | -307 | 307 | 0 | -307 |
| RMS | 490 | 465 | -25 | 490 | 462 | -28 | 494 | 461 | -33 | 493 | 0 | -493 | 493 | 0 | -493 |
| TBS | 287 | 296 | 9 | 287 | 296 | 9 | 288 | 295 | 7 | 289 | 0 | -289 | 289 | 0 | -289 |
| WHS | 344 | 336 | -8 | 347 | 337 | -10 | 347 | 338 | -9 | 348 | 0 | -348 | 348 | 0 | -348 |
| Out of Dist | 5 | 9 | 4 | 5 | 9 | 4 | 5 | 9 | 4 | 5 | 0 | -5 | 5 | 0 | -5 |
| Total | 1432 | 1418 | -14 | 1435 | 1415 | -20 | 1441 | 1413 | -28 | 1442 | 0 | -1442 | 1442 | 0 | -1442 |

| | 2023-2024 | 2024-2025 | Diff | % Change |
|--------------|---------------|---------------|--------------|------------|
| HBS | 306.4 | 311.4 | 5.0 | 2% |
| RMS | 489.9 | 463.8 | -26.2 | -5% |
| TBS | 290.5 | 294.5 | 4.0 | 1% |
| WHS | 332.8 | 333.8 | 0.9 | 0% |
| Out of Dist | 5.6 | 8.1 | 2.5 | 45% |
| Total | 1425.2 | 1411.5 | -13.7 | -1% |

| | Sep-24 | Oct-24 | Nov-24 | Dec-24 | Jan-25 | Feb-25 | Mar-24 | Apr-24 | May-25 | Jun-25 |
|--------------|------------|------------|------------|------------|------------|------------|------------|------------|----------|----------|
| BP | 42 | 42 | 42 | 42 | 43 | 43 | 43 | 43 | 0 | 0 |
| SLC | 28 | 28 | 28 | 28 | 29 | 29 | 29 | 29 | 0 | 0 |
| WHPrep | 60 | 60 | 60 | 60 | 58 | 59 | 59 | 60 | 0 | 0 |
| GP | 27 | 27 | 27 | 27 | 30 | 30 | 30 | 30 | 0 | 0 |
| Total | 157 | 157 | 157 | 157 | 160 | 161 | 161 | 162 | 0 | 0 |

HBS Enrollment Report 2024-2025

SCHOOL

☐ Readington
☐ Whitehouse
☐ Three Bridges
☒ Holland Brook

Month/Year: April 2025

| | Readington | Three | | Holland |
|------------------------|---------------|---------|------------|------------|
| | Middle School | Bridges | Whitehouse | Brook |
| <i>Preschool</i> | | | | |
| <i>Kindergarten</i> | | | | |
| <i>Grade 1</i> | | | | |
| <i>Grade 2</i> | | | | |
| <i>Grade 3</i> | | | | |
| <i>Grade 4</i> | | | | 163 |
| <i>Grade 5</i> | | | | 147 |
| <i>Grade 6</i> | | | | |
| <i>Grade 7</i> | | | | |
| <i>Grade 8</i> | | | | |
| TOTAL | | | | 310 |
| <i>Autism Program</i> | | | | 3 |
| <i>PSD</i> | | | | N/A |
| LLD | | | | 4 |
| Homeschooled | | | | 0 |
| <i>Out of District</i> | | | | 1 |

FIRE DRILLS:

| | | | |
|--------------|--------------|----------------|-------------------|
| Date: | Time: | Length: | Condition: |
| 4/16/2025 | 12:45 PM | 6 minutes | Sunny, cool |

SECURITY DRILLS:

| | | | |
|--------------|--------------|----------------|----------------|
| Date: | Time: | Length: | Type: |
| 4/29/2025 | 1:09 AM | 4 minutes | Lockdown Drill |

IN-SCHOOL SUSPENSIONS:

| | | |
|--------------|--------------------|----------------|
| Date: | Student ID: | Reason: |
| N/A | | |

OUT-OF-SCHOOL SUSPENSIONS:

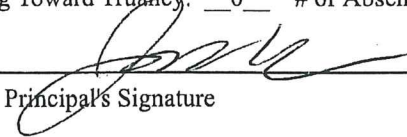
| | | |
|-------------------------|--------------------|------------------------|
| Date: | Student ID: | Reason: |
| 4/11/2025 | | Inappropriate Behavior |
| 4/11/2025 and 4/18/2025 | | Inappropriate Behavior |

BUS SUSPENSIONS:

| Date: | Student ID: | Reason: |
|-------|-------------|---------|
| N/A | | |

UNEXCUSED ABSENCES:

of Students with Unexcused Absences Counting Toward Truancy: 0 # of Absences: 0



Principal's Signature

ENROLLMENT REPORT

| | | | | |
|---|-----------------------------|-----------------------|---------------|------------------|
| SCHOOL | X | Readington | Month/Year: | April-25 |
| | | Whitehouse | | |
| | | Three Bridges | | |
| | | Holland Brook | | |
| | | | | |
| | Readington Middle School | Three Bridges | Whitehouse | Holland Brook |
| <i>Preschool</i> | | | | |
| <i>Kindergarten</i> | | | | |
| <i>Grade 1</i> | | | | |
| <i>Grade 2</i> | | | | |
| <i>Grade 3</i> | | | | |
| <i>Grade 4</i> | | | | |
| <i>Grade 5</i> | | | | |
| <i>Grade 6</i> | 155 | | | |
| <i>Grade 7</i> | 158 | | | |
| <i>Grade 8</i> | 148 | | | |
| <i>LLD</i> | | | | |
| <i>Autism Program</i> | | | | |
| <i>PSD</i> | | | | |
| TOTAL | 461 | | | |
| | | | | |
| <i>Out of District</i> | 2 | | | |
| | | | | |
| FIRE DRILLS: | | | | |
| Date: | Time: | Length: | Condition: | |
| 4/10 | 1:30 PM | 4 min. | Cloudy & Cool | |
| SECURITY DRILLS: | | | | |
| Date: | Time: | Length: | Type: | |
| 4/8 | 1:15 PM | 1.26 min. | Bomb Threat | |
| IN-SCHOOL SUSPENSIONS: | | | | |
| Date: | Student ID: | Reason: | | |
| None | | | | |
| | | | | |
| OUT-OF-SCHOOL SUSPENSIONS: | | | | |
| Date: | Student ID: | Reason: | | |
| 4/3, 4/4 | 238628 | Fighting | | |
| | | | | |
| BUS Evacuation: | | | | |
| Date: | | Length: | | |
| None | | | | |
| BUS SUSPENSIONS: | | | | |
| Date: | Student ID: | Reason: | | |
| 4/7 to 4/11 | 238628 | Fighting | | |
| # of Students with Unexcused Absences Counting Toward Truancy: <u> 0 </u> # of Absences: <u> 0 </u> | | | | |
| | | | | |
| | | Principal's Signature | | |

Enrollment Report

Three Bridges School

SCHOOL

☐ Readington
☐ Whitehouse
☒ Three Bridges
☐ Holland Brook

Month/Year: April 2025

| | Readington | Three | | Holland |
|-----------------|---------------|---------|------------|---------|
| | Middle School | Bridges | Whitehouse | Brook |
| Preschool | | 23 | | |
| Kindergarten | | 74 | | |
| Grade 1 | | 67 | | |
| Grade 2 | | 55 | | |
| Grade 3 | | 66 | | |
| Grade 4 | | | | |
| Grade 5 | | | | |
| Grade 6 | | | | |
| Grade 7 | | | | |
| Grade 8 | | | | |
| LLD | | 4 | | |
| Autism Program | | | | |
| PSD | | | | |
| ERI Classroom | | 6 | | |
| TOTAL | | 295 | | |
| Out of District | | 1 | | |

FIRE DRILLS:

Date: 4/16/2025 Time: 8:50 AM Length: 5MIN Condition: 46 degree

SECURITY DRILLS:

Date: 4/30/2025 Time: 2:00 PM Length: 10 min Type: Bomb Threat

IN-SCHOOL SUSPENSIONS:

Date: Student ID: Reason:

OUT-OF-SCHOOL SUSPENSIONS:

Date: Student ID: Reason:

BUS SUSPENSIONS:

Date: Student ID: Reason:

INEXCUSED ABSENCES:

of Students with Unexcused Absences Counting Toward Truancy: # of Absences:

Principal's Signature

NOTES:

ENROLLMENT REPORT

SCHOOL

☐ Readington
☒ Whitehouse
☐ Three Bridges
☐ Holland Brook

Month/Year: April 2025

| | Readington Middle School | Three Bridges | Whitehouse | Holland Brook |
|------------------------|-----------------------------|------------------|------------|------------------|
| <i>Preschool</i> | | | 27 | |
| <i>Kindergarten</i> | | | 77 (2 - 0) | |
| <i>Grade 1</i> | | | 73 (0 - 4) | |
| <i>Grade 2</i> | | | 77 (3 - 0) | |
| <i>Grade 3</i> | | | 84 (0 - 4) | |
| <i>Grade 4</i> | | | | |
| <i>Grade 5</i> | | | | |
| <i>Grade 6</i> | | | | |
| <i>Grade 7</i> | | | | |
| <i>Grade 8</i> | | | | |
| <i>LLD</i> | | | 8 | |
| <i>Autism Program</i> | | | 5 | |
| <i>PSD</i> | | | | |
| TOTAL | | | 338 | |
| | | | | |
| <i>Out of District</i> | | | 1 | |

FIRE DRILLS:

Date: 4/28/2025 Time: 9:19 AM Length: 1 minute 58 seconds Condition: Warm & Sunny

SECURITY DRILLS:

Date: 4/16/2025 Time: 2:32 PM Length: 2 minutes 59 seconds Type: Lockown

IN-SCHOOL SUSPENSIONS:

Date: Student ID: Reason:

BUS EVACUATION DRILLS:

Date: Time:

OUT-OF-SCHOOL SUSPENSIONS:


Date: Student ID: Reason:

BUS SUSPENSIONS:

Date: Student ID: Reason:

UNEXCUSED ABSENCES:

of Students with Unexcused Absences Counting Toward Truancy: _____ # of Absences: _____




 Principal's Signature

April Enrollment
2024-2025
OUT OF DISTRICT ATTENDANCE

As of April 30, 2025

| GRADE | OUT OF DISTRICT |
|--|-----------------|
| | |
| Kindergarten | |
| Grade 1 | 1 |
| Grade 2 | |
| Grade 3 | 2 |
| Grade 4 | 1* |
| Grade 5 | 1 |
| Grade 6 | 1 |
| Grade 7 | 1 |
| Grade 8 | 1 |
| Pre-School | |
| | |
| | |
| TOTAL: | 9 (8) |
| | |
| *Somerset County Educational Services (8) | 1 |
| *Thomas Edison Energy Smart Charter School (4) | 1 |




Staci Beegle
Director of Pupil Services

Date: April 30, 2025

April Enrollment
2024-2025
PRESCHOOL ATTENDANCE

As of April 30, 2025

| Location | Students |
|-------------------------|----------|
| | |
| Berry Patch | 43 |
| Stanton Learning Center | 29 |
| Whitehouse Prep | 60 |
| Global Pioneer Academy | 30 |
| | |
| | |
| | |
| | |
| | |
| | |
| | |
| | |
| | |
| TOTAL: | 162 |
| | |
| | |
| | |



Staci Beegle
Director of Pupil Services

Date: April 30, 2025