

The COVID-19 Crisis: Updates on the Return (again) to Yellow

Jonathan Hart, Ph.D., Superintendent of Schools
May 4, 2021 Board Of Education Meeting

Our Talking Points

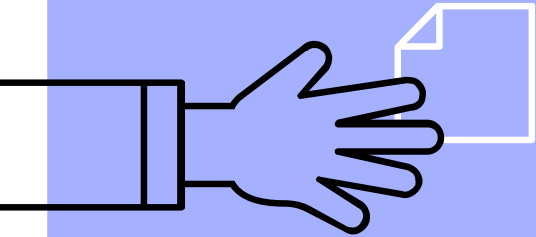
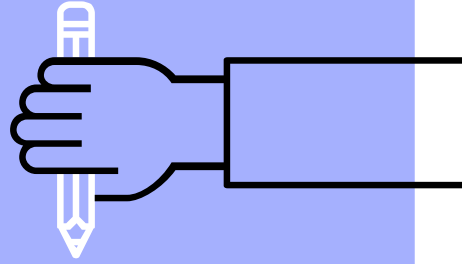
Current attendance numbers.

Our journey in re-opening more fully.

Metrics that we have used and continue to monitor.



1.
What is
enrollment looking
like?



Some Numbers

The table below illustrates the **current** number of students who are virtual or in-person (5 days/week).

	RMS	HBS	TBS	WHS
Virtual	14%	11%	9%	14%
5 days	86%	89%	91%	86%

The table below illustrates the **February** number of students who were virtual or in-person (4 days/week).


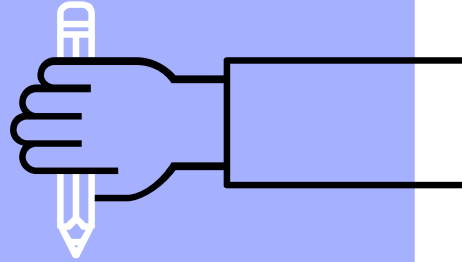
	RMS	HBS	TBS	WHS
Virtual	16%	16%	14%	17%
4 days	75%	84%	84%	80%

Lower chart may not add to 100%



2.

What steps have
taken place to
expand
reopening?



Let's Review Reopening Steps

September 1: Began the year fully virtual with the exception of certain programs.

By October 13: All K-8 students back 4 days/week on a hybrid schedule.

November 30: Students with specific IEPs returned 4 days/week.

January 4: All K-5 Resource Room students returned 4 days/week.

January 11: All K-5 In-class Resource students returned 4 days/week.

February 22: All K-5 students returned 4 days/week.

March 1: All 6-8 students returned 4 days/week.

April 26: Wednesdays became in-person (5 days/week).



A Return to Yellow (again)

In order to expand reopening further, we waited for a return to yellow and improved case numbers across our region.

This occurred with the activity report dated **April 17** and has remained.



Wednesdays Became In-Person Days

- ▶ The transition to in-person Wednesdays has been smooth.
- ▶ Some minor within-school scheduling adjustments have been made.
- ▶ Staff are reporting that students are happy to be in school more fully.
- ▶ We are able to offer athletics on Wednesday afternoons as well.
- ▶ Reminder: Wednesdays are now in-person for all students who are attending in-person.



Graduation

Governor Murphy announced loosening restrictions:

- ▶ Outdoor gatherings to 500 persons.
- ▶ Outdoor gathering capacity limits for venues with 1,000 fixed seats will be 50%. Attendees must be 6 feet apart.
- ▶ Indoor gatherings are at a maximum of 50% or no more than 250 individuals.
- ▶ Planning for outdoor graduation.



The Full-Day Question


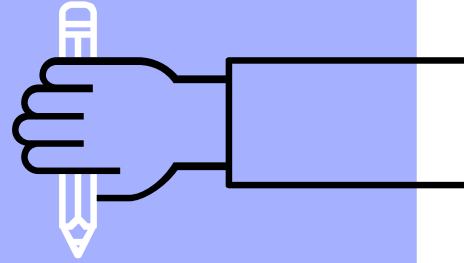
Challenges continue to be:

- ▶ Lunch service;
- ▶ Social distancing in cafeterias and classrooms where lunch may be served;
- ▶ Supervision during lunch periods;
- ▶ Impact of a positive COVID case on quarantine - particularly at RMS.
- ▶ Impact on fully virtual students.
- ▶ Our plans include waiting for **Green** on the Activity Report.



3.

Metrics and reminders



Reminders

This has been a slow, deliberate expansion process.

We will use this time in “yellow” to evaluate our efforts, collect data, and make adjustments for student and staff safety.

The timeline for next phases of reopening are to be determined.

We do anticipate fall to be “normal” as expressed by the Governor.



The Activity Report

- ▶ This is from April 24.
- ▶ Displays COVID Activity by region.
- ▶ Our region has remained yellow. The rest of the state joined.
- ▶ We will monitor this data as the school year comes to a close.

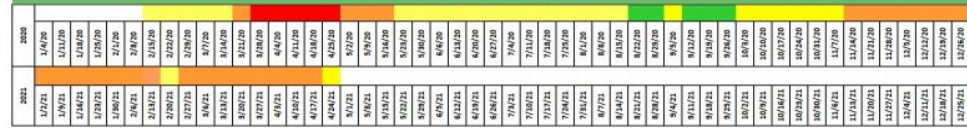


COVID-19 Activity Level Report

New Jersey Department of Health
Communicable Disease Service

Week ending April 24, 2021 (MMWR week 16)¹

COVID-19 Statewide Activity Level Timeline



■ Low
 ■ Moderate
 ■ High
 ■ Very High



Region ²	Current Activity Level
Northwest	MODERATE
Northeast	MODERATE
Central West	MODERATE
Central East	MODERATE
Southwest	MODERATE
Southeast	MODERATE
STATEWIDE	MODERATE

COVID-19 Activity Level Index (CALI)

	Case Rate ³	Percent CLI ⁴	Percent Positivity ⁵	CALI Score ⁶
Northwest	23.34 ○	4.14 ○	7.76 ○	2
Northeast	23.77 ○	4.74 ○	7.11 ○	2
Central West	16.18 ○	3.20 ○	5.36 ○	2

THANKS!

Any questions?

